

MC9200 Mobile Computer

INDUSTRY LEADING GOLD STANDARD FOR MOBILITY IN DEMANDING ENVIRONMENTS

The MC9200 is the next generation in the industry-leading rugged MC9000 Series, now offering support for the world's most popular mobile operating systems. Raising the bar on rugged mobile computing, the MC9200 offers well-proven technology that you and your workers can count on, with the very latest barcode scanning technology, a contemporary user interface and the power to run a new class of business applications that are every bit as easy to use and engaging as today's consumer applications. As part of the MC9000 Series, the MC9200 is designed for all-day business use in the toughest environments — every day, millions of users around the world count on their MC9000 Series mobile computer to better manage inventory in warehouses and manufacturing plants, track baggage on airport tarmacs in any kind of weather and keep weaponry and vehicles on military bases in peak operating condition. The MC9200 — the next evolution in the world's leading mobile computer for demanding environments.



Your Choice of OS

Choose the operating system that best fits the needs of your business — Android™, Windows Embedded Compact or Windows Embedded Handheld.

Mx — Making Android a More Robust Enterprise-class OS

Mobility Extensions (Mx) adds features that make Android a more robust enterprise-class OS, minimizing support time and maximizing worker productivity and device uptime by providing better control of mobile devices, application access and Wi-Fi performance and security.

Power for any Application

A dual core 1 GHz processor, 2GB of Flash memory and up to 32GB of additional SD memory can power multiple complex ERP applications — simultaneously.

Proven Rugged Construction for your Most Challenging Environments

Every day, MC9000 Series devices deliver reliable performance, despite drops on concrete, subzero cold, extreme heat, dust and exposure to splashing liquids.

Switch Operating Systems

With our Premium MC9200 model, you can switch between Windows and Android for complete OS flexibility.*

Government-grade Security

Government-grade FIPS 140-2 Level 1 certification secures Wi-Fi and Bluetooth wireless communications, without impacting device or application performance.

Your Choice of the Most Advanced Scan Engines

No matter what type of barcodes you use in your facility, there is a scan engine option that will deliver rapid-fire capture — even if the codes are dirty, damaged or poorly printed. The extraordinary range of the 1D/2D SE4850 enables the capture of barcodes from 3 in./7.62 cm to as far as 70 ft./21.4 m away — up to 60% closer and 35% farther than the competition. The industry-leading field of view makes it easy to capture wide 4 in./10.16 cm wide barcodes at just 7 in./17.78 cm — about one third of the distance of competitive devices. The 1D/2D SE4750 is ideal for standard or mid-range data capture. Both the SE4850 and SE4750 offer proprietary PRZM Intelligent Imaging technology for the fastest performance on just about any type of data imaginable — from 1D and 2D barcodes to photos and fully searchable and editable documents. And additional options are available for enterprises that utilize only 1D barcodes, direct part marks and more.

Interchangeable Keypads for Superior Customization

Choose the keypad that makes data entry as easy as possible for any application. No need to send the device to a service depot, you can change the keypad in minutes, right on site.


Compatible with Your Existing MC9000 Series Accessories



Provides a cost-effective upgrade path to the latest in mobile computing technologies and operating systems — while still preserving your existing accessory investment.

TAKE EFFICIENCY AND ACCURACY TO THE NEXT LEVEL IN YOUR MOST DEMANDING ENVIRONMENTS.

FOR MORE INFORMATION, VISIT WWW.ZEBRA.COM/MC9200 OR ACCESS OUR GLOBAL CONTACT DIRECTORY AT WWW.ZEBRA.COM/CONTACT

MC9200 Specifications Chart

PHYSICAL AND ENVIRONMENTAL CHARACTERISTICS	
Dimensions	9.1 in. L x 3.6 in. W x 7.6 in. H 23.1 cm L x 9.1 cm W x 19.3 cm H
Weight	27 oz./765 g (includes battery)
Keyboard	28-, 43- and 53-key; Terminal Emulation (5250, 3270, VT)
Display	3.7 in. VGA resolution; color
Power	 PowerPrecision Improved battery technology for better battery management; Lithium ion battery 2600 mAh
RFID Tag	Integrated UHF Gen2 tag (Premium models only)
IST	Sensor technology (Premium models only)

PERFORMANCE CHARACTERISTICS	
CPU	Dual core 1GHz OMAP 4 processor
Operating System	 Android 4.4.4 with Mobility Extensions (Mx)  Microsoft Windows Embedded Compact 7.0 Microsoft Windows Embedded Handheld 6.5.3
Memory	Standard models: 512MB RAM/2GB Flash Premium models: 1GB RAM/2GB Flash
Expansion	User accessible 32GB SDHC card slot
App Development	PSDK and EMDK available through Zebra Support Central Web site
Data Capture Options	SE965: ^{1,4} 1D standard range scan engine SE1524-ER: ^{2,4} 1D extended range scan engine reads up to 45 ft./13.72 m away SE4500: ^{2,4} Omnidirectional 1D/2D imaging engine SE4850: ⁴ Extended range 1D/2D imager scans from 3 in. to 70 ft. (7.62 cm to 21.3 m) SE4750: ^{2,4} Next generation omnidirectional 1D/2D imaging engine for faster data capture. Available in Standard Range (SR) and Mid Range (MR). SE4600: ^{2,5} Extended range omnidirectional 1D/2D imaging engine reads as far as 30 ft./9.14 m SE4500-DL: ^{2,5} 1D/2D DL imaging engine reads 1D, 2D and PDF codes on driver's licenses SE4500-HD: ^{2,5} 1D/2D DPM imaging engine reads a wide variety of DPM marks on metal, plastic and glass



USER ENVIRONMENT	
Operating Temp.	-4° to 122° F/-20° to 50° C
Charging Temp.	32° to 104° F/0° to 40° C
Storage Temp.	-40° F to 158° F/-40° C to 70° C

1. Tolerant to typical artificial indoor and natural outdoor (direct sunlight) lighting conditions. Fluorescent, Incandescent, Mercury Vapor, Sodium Vapor, LED3, 450 Ft. Candles (4,844 Lux) Sunlight: 10000 Ft Candles (107,640 Lux)
2. Tolerant to typical artificial indoor and natural outdoor (direct sunlight) lighting conditions. Fluorescent, Incandescent, Mercury Vapor, Sodium Vapor, LED3: 450 Ft. Candles (4,844 Lux) Sunlight: 8000 Ft Candles (86,111 Lux)
3. LED lighting with high AC ripple content can impact scanning performance
4. Available on Windows and Android
5. Available on Windows only


* Requires a Zebra OneCare Service plan.

USER ENVIRONMENT (continued)	
Humidity	5% to 95% non condensing (Condensation resistant configurations available)
Drop Specification	Multiple 8 ft./2.4 m drops per MIL-STD 810G at room temperature; multiple 6 ft./1.8 m drops to concrete across the operating temp. range; meets/exceeds MIL-STD 810G
Tumble Specification	2,000 3.28 ft./1 m tumbles (4,000 hits); meets and exceeds IEC tumble specifications
Scanner Exit Window	Corning Gorilla™ glass
Sealing	IP64 (electronic enclosure, display and keypad) per IEC Sealing specification
Electrostatic Discharge (ESD)	±15kVdc air discharge; ±8kVdc direct discharge; ±8kVdc indirect discharge

WIRELESS DATA COMMUNICATIONS	
WLAN	Android: IEEE 802.11 a/b/g/n/d/h/i/k/r WinCE/WEH: IEEE 802.11 a/b/g/n/d/h/i
Data Rate	802.11a: up to 54 Mbps; 802.11b: up to 11 Mbps; 802.11g: up to 54 Mbps; 802.11n: up to 65 Mbps
Antenna	Internal
Frequency Range	All country dependent: 802.11a – 5 GHz; 802.11b – 2.4 GHz; 802.11g – 2.4 GHz; 802.11n – 2.4GHz and 5GHz
WLAN Security	WPA2 Enterprise, 802.1x; EAP-TLS; TTLS (CHAP, MS-CHAP, MS-CHAPv2, PAP or MD5); PEAP (TLS, MSCHAPv2, EAP-GTC); LEAP, EAP-FAST (TLS, MS-CHAPv2, EAP-GTC), WPA2/AES, CCX v4, FIPS 140-2 and IPv6
WPAN (Bluetooth)	Stonestreet stack: Bluetooth 4.0 plus BLE or WBA Microsoft stack: Bluetooth Version 2.1 with EDR

VOICE AND AUDIO	
Audio	High quality speaker, microphone (select configurations) and 2.5mm headset jack
Voice Directed Picking	 TekSpeech Pro Certified; compatible with 3rd party VDP clients (WEHH and CE7 only)
Push-to-Talk	 Workforce Connect PTT Express (client included) with headset and speakerphone modes; wired headset support

ADDITIONAL MOBILITY DNA SOLUTIONS

 Mobility DNA solutions help you get more value out of our mobile computers by adding functionality as well as simplifying deployment and management of our mobile devices. For more information on these Zebra-only features, please visit www.zebra.com/mobilitydna

 **All-touch Terminal Emulation**  **EMDK**

Available Mobility DNA features may vary by model.

PERIPHERALS AND ACCESSORIES

Visit www.zebra.com/mc9200 for a complete list of accessories and peripherals.

RECOMMENDED SERVICES

Zebra *OneCare*

THE MC9200 IS AT HOME IN...

- Warehousing/ Distribution**
 - Inventory counts
 - Replenishment
 - Process management
- Retail**
 - Price verification
 - Inventory counts
 - Replenishment
 - Price management
- Manufacturing**
 - System monitoring/ dashboard
 - Inventory counts
 - Replenishment
 - Process management
- Airlines**
 - Asset management (inventory, baggage tracking)
 - Inspections/ maintenance
 - Fleet management
 - Secure freight tracking



NA and Corporate Headquarters
+1 800 423 0442
inquiry4@zebra.com

Asia-Pacific Headquarters
+65 6858 0722
contact.apac@zebra.com

EMEA Headquarters
zebra.com/locations
mseurope@zebra.com

Latin America Headquarters
+1 847 955 2283
la.contactme@zebra.com